

I-HWA INDUSTRIAL CO., LTD

Investors Conference of 2021



September 23, 2021

Disclaimer Statement

- The forward-looking information referred to in this briefing and the relevant information released at the same time are based on the current status of I-HWA INDUSTRIAL CO., LTD. (“Company”) information and the observation of the overall economic development conditions.
- Such forward-looking information is subject to risk and uncertainties and may be beyond our control. Actual results may differ materially from such forward-looking information. The reason may come from a variety of factors including, but not limited to, increases in material costs, market demand, various policy and financial economy changes, and other risk factors beyond the control of Company.
- The information provided in this briefing does not explicitly or by implication express or ensure its accuracy, completeness, or reliability of such information and does not represent a complete theoretical discussion of Company, its industry conditions, or subsequent major development directions. It only represents our outlook for the future and reflects our vision for the future thus far. For any future modifications or adjustments of such views, Company does not guarantee the accuracy of the briefing information and shall not bear responsibility for the updated or revised information content of the briefing.
- This briefing may not be obtained by any third party without the written consent of Company.

Company Overview-1

Company Name	1968
Capital	NT\$937 million
Staffs	37
Chairman	Mr. Huang Shih-Hao
General Manager	Mr. Huang Shih-Hao
IPO Year	Listed in TWSE, 1993 (1456.tw)
Subsidiary	<p>1、Capuc Networks Co., Ltd was incorporated in June 2020. (ordinary share NT\$15 million, percentage of ownership 100%, advertising and electronic information supply)</p> <p>2、URBAN-DEV ECO Investment Co., Ltd was incorporated in June 2021. (ordinary share NT\$60 million, percentage of ownership 100%, invest in the development of green energy and electricity industry) Reinvested Power City -I Energy Co., Ltd. ordinary share NT\$38.5 million percentage of ownership 48.73%, Create profits in electricity sales 、rental income and construction equipment selling</p>

Company Overview-2

Mainly sells products	<ol style="list-style-type: none">1、Land development、housing construction2、Real Estate Development, Properties and Leasing3、Textile (Plain Weave, Dyeing and Finishing etc..)4、Advertising services5、Electronic commerce
-----------------------	--

I-HWA INDUSTRIAL CO., LTD

Financial Data - Balance Sheet

Unit : NT\$10 thousand (Book Value Per Share : NT\$)

Item	2Q2021	2020	2019*	2018*	2017*	2016*
Current Assets	410,573	448,937	315,080	303,088	267,155	254,835
Non-current Assets	224,275	222,235	195,856	200,520	198,557	199,603
Total Assets	634,848	671,172	510,936	503,608	465,712	454,438
Current Liabilities	251,715	306,911	187,656	180,662	173,730	126,441
Non-current Liabilities	221,039	235,442	201,342	206,375	174,433	215,461
Total Liabilities	472,754	542,353	388,998	387,037	348,163	341,902
Equity	162,094	128,819	121,938	116,571	117,549	112,536
Liabilities and Equity	634,848	671,172	510,936	503,608	465,712	454,438
Book Value Per Share	17.30	13.75	13.01	12.44	12.54	12.01

*Individual financial statements

I-HWA INDUSTRIAL CO., LTD

Financial Data – Statements of Comprehensive Income

Unit : NT\$10 thousand (Earnings Per Share : NT\$)

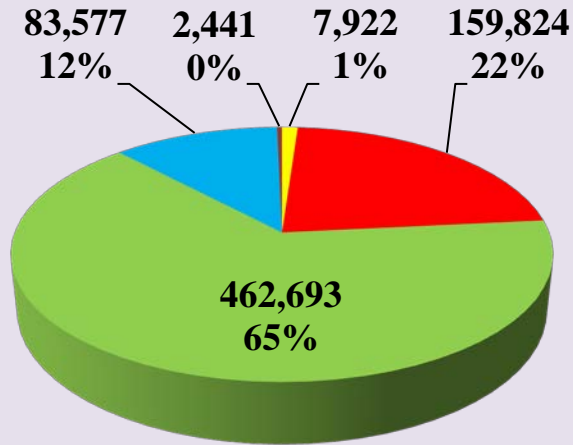
Item	2Q2021	2020	2019*	2018*	2017*	2016*
Operating Revenue	138,899	71,646	106,752	47,436	100,870	97,611
Operating Margin	49,311	12,653	16,231	10,415	15,175	17,841
Net Operating Income	38,497	15,097	7,751	8,838	6,564	9,912
Profit (Loss) before Tax	33,395	7,002	2,554	2,170	4,130	5,770
Profit (Loss)	33,275	6,806	2,566	1,235	3,846	4,718
Basic Earnings Per Share (no retrospective)	3.55	0.73	0.27	0.13	0.41	0.50

*Individual financial statements

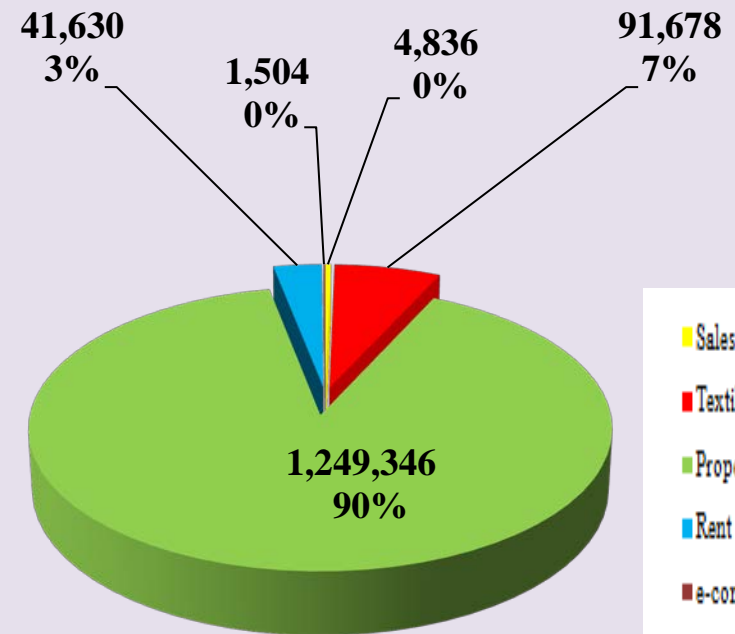
Business Performance -By Product

Unit : Thousand Dollar(NTD) ; %


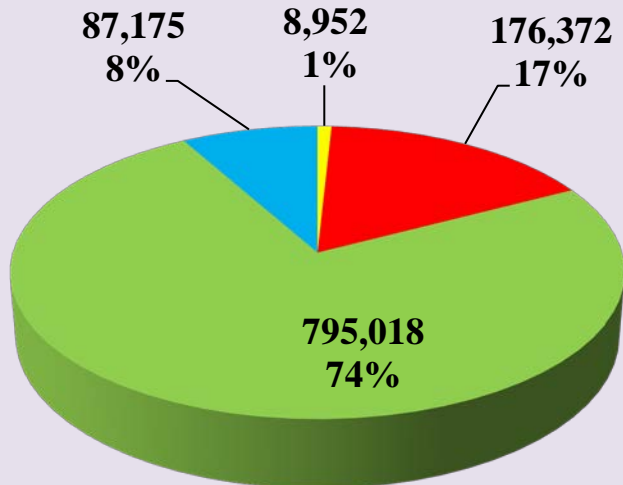
Revenue Ratio for Various product in 2020



Revenue Ratio for Various product in 2Q2021



Revenue Ratio for Various product in 2019



I-HWA INDUSTRIAL CO., LTD

Performance —Segment Information by Quarter

Unit : NT\$10 thousand

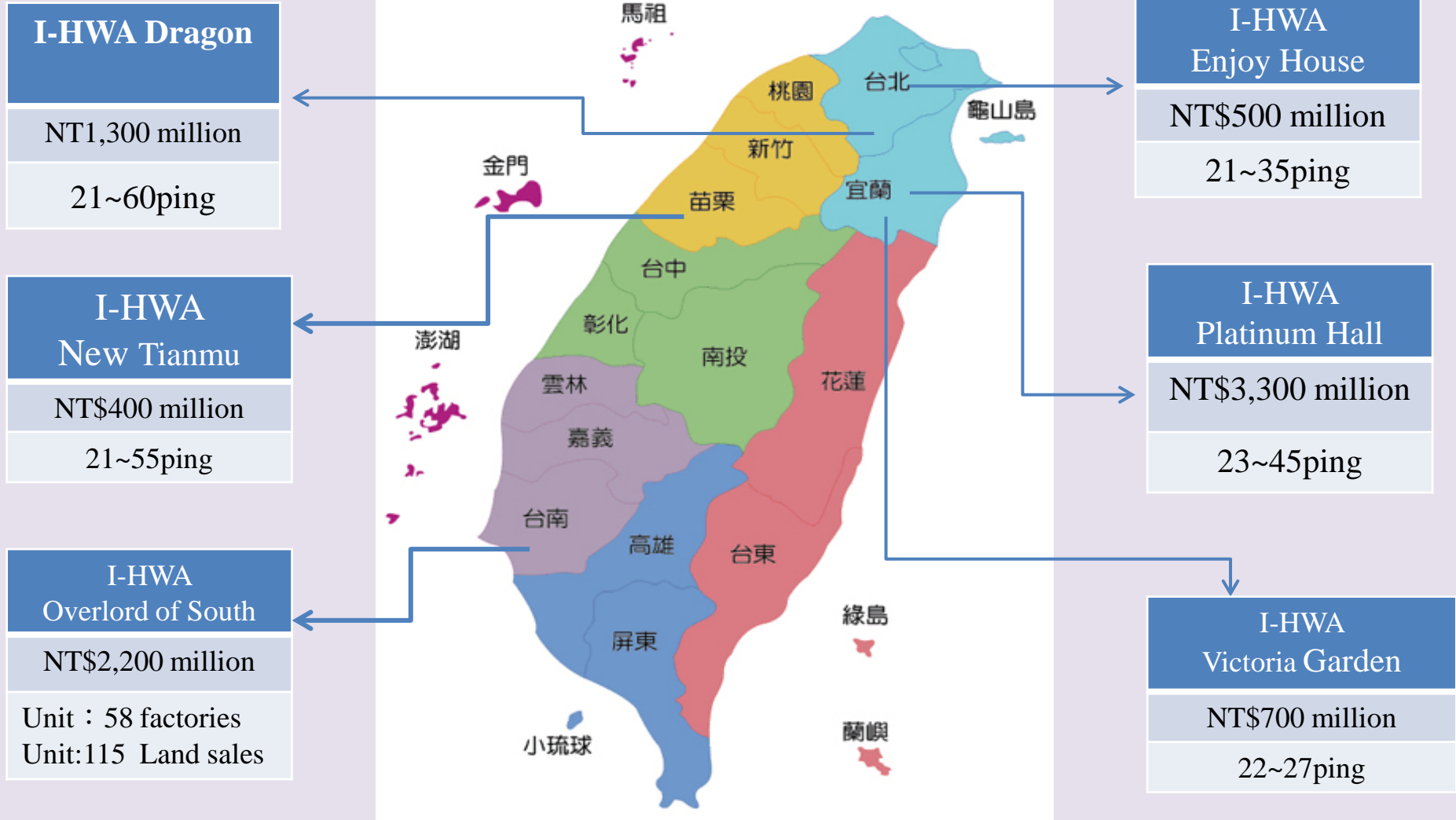
Quarter	Item	Textile	Construction	Other	Total
2Q2021	Sales	5,134	79,385	0	84,519
	Pretax	263	24,442	(3,330)	21,375
1Q2021	Sales	4,517	49,863	0	54,380
	Pretax	440	13,793	(2,213)	12,020
4Q2020	Sales	4,306	27,744	0	32,050
	Pretax	349	12,301	(2,340)	10,310
3Q2020	Sales	4,080	11,093	0	15,173
	Pretax	574	425	(2,126)	(1,127)
2Q2020	Sales	4,050	9,351	0	13,401
	Pretax	34	1,199	(2,679)	(1,446)

Major Investment Real estate related

First 、 Project Pipeline		Location	Planned timeline
1	I-HWA Treasure	New Taipei City	2013 (2018 Case closed)
2	I-HWA Dragon	New Taipei City	2013 (Case closing)
3	I-HWA Graceful	Taichung City	2014 (2018 Case closed)
4	I-HWA Enjoy House	Taipei City	2016 (Case closing)
5	I-HWA Victoria Garden	Yilan County	2016 (Oct. 2019 completed project 、 Case selling)
6	I-HWA Platinum Hall	Yilan County	2017 (Jul.2021completed projet 、 Case selling)
7	I-HWA New Tianmu	Miaoli County	2018 (Aug. 2020 completed project 、 Case selling)
8	I-HWA Overlord of South	Tainan City	2020 (Case selling)
Second 、 Plan Project Pipeline		Location	Description
1	Land development -Yujing District, Tainan	Tainan City	Southern Science Park peripheral demand; mainly for houses 、 shops, and business travel building, total of 7 cases of land was bought, totaling 5312.33 pings.
2	Land development –Yilan Sanxing	Yilan City	Mainly to build the Toutian House, phase I -1095.71 pings 、 phase II - 1474.35 pings.
3	Land Development – Wujie Baifu Section	Yilan City	mainly factory buildings, contracted for land 1521.94 Pings
4	Plant & warehousing-Xinshi industrial area	Tainan City	Investment Property ;Land 6153.pings 、 buildings 3478pings
5	Solar power industry investment	Tainan City	Established URBAN-DEV ECO Investment Co., Ltd in June 2021 and reinvested in solar energy sources ,for electricity sales 、 rental income and construction equipment selling.
Textile Investment	Production Basement		Monthly Productivity
Textile Processing Factory (include Weaving and Dyeing)	Guantian Dist., Tainan City 720, Taiwan (R.O.C.)		300items/80K lb/50K yards

I-HWA INDUSTRIAL CO., LTD

Project and Sale



Report Finished

Thanks you your guidance

Q & A

I-HWA INDUSTRIAL CO., LTD

Co. email : www.ihwa.com.tw

Head office : One of the 12th floor, No. 392, Section 1, Neihu Road, Neihu district, Taipei

Factory : No. 11, Industrial Road, Second Town, Guantian District, Tainan City

Co. Tel : (02)8797-8780 Factory Tel : (06)698-5911

Thank You

