

I-HWA INDUSTRIAL CO., LTD.

Investors Conference of 2020

September 25, 2020



Disclaimer Statement

- The forward-looking information referred to in this briefing and the relevant information released at the same time are based on the current status of I-HWA INDUSTRIAL CO., LTD. (“Company”) information and the observation of the overall economic development conditions.
- Such forward-looking information is subject to risk and uncertainties and may be beyond our control. Actual results may differ materially from such forward-looking information. The reason may come from a variety of factors including, but not limited to, increases in material costs, market demand, various policy and financial economy changes, and other risk factors beyond the control of Company.
- The information provided in this briefing does not explicitly or by implication express or ensure its accuracy, completeness, or reliability of such information and does not represent a complete theoretical discussion of Company, its industry conditions, or subsequent major development directions. It only represents our outlook for the future and reflects our vision for the future thus far. For any future modifications or adjustments of such views, Company does not guarantee the accuracy of the briefing information and shall not bear responsibility for the updated or revised information content of the briefing.
- This briefing may not be obtained by any third party without the written consent of Company.

Company Overview

| | |
|--------------------|---|
| Company Name | I-HWA INDUSTRIAL CO., LTD. |
| Establishment Year | 1968 |
| Capital | NT\$937 million |
| Staffs | 36 |
| Chairman | Mr. Huang Shih-Hao |
| General Manager | Mr. Huang Shih-Hao |
| IPO Year | Listed in TWSE, 1993 (1456.tw) |
| Subsidiary | Capuc Networks Co., Ltd was incorporated in June 2020. (ordinary share NT\$15 million, percentage of ownership 100%, advertising and electronic information supply) |
| Specialist | Textile (Plain Weave, Dyeing and Finishing etc..) Real Estate Development, Properties and Leasing |

Financial Data - Balance Sheet

Unit : NT\$10 thousand (Book Value Per Share : NT\$)

| Item | 2Q2020 | 2019* | 2018* | 2017* | 2016* | 2015 |
|-------------------------|---------|---------|---------|---------|---------|---------|
| Current Assets | 346,096 | 315,080 | 303,088 | 267,155 | 254,835 | 250,702 |
| Non-current Assets | 206,888 | 195,856 | 200,520 | 198,557 | 199,603 | 204,617 |
| Total Assets | 552,984 | 510,936 | 503,608 | 465,712 | 454,438 | 455,319 |
| Current Liabilities | 191,783 | 187,656 | 180,662 | 173,730 | 126,441 | 315,084 |
| Non-current Liabilities | 241,500 | 201,342 | 206,375 | 174,433 | 215,461 | 30,503 |
| Total Liabilities | 433,283 | 388,998 | 387,037 | 348,163 | 341,902 | 345,587 |
| Equity | 119,701 | 121,938 | 116,571 | 117,549 | 112,536 | 109,732 |
| Liabilities and Equity | 552,984 | 510,936 | 503,608 | 465,712 | 454,438 | 455,319 |
| Book Value Per Share | 12.77 | 13.01 | 12.44 | 12.54 | 12.01 | 11.71 |

*Individual financial statements

Financial Data – Statements of Comprehensive Income

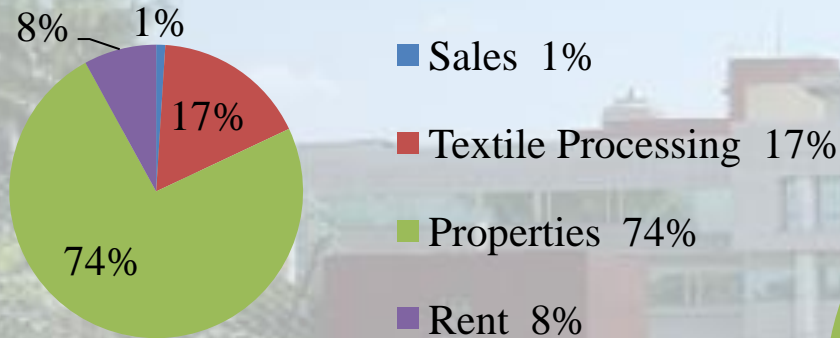
Unit : NT\$10 thousand (Earnings Per Share : NT\$)

| Item | 2Q2020 | 2019* | 2018* | 2017* | 2016* | 2015 |
|--|---------|---------|--------|---------|--------|--------|
| Operating Revenue | 24,423 | 106,752 | 47,436 | 100,870 | 97,611 | 56,669 |
| Operating Margin | 4,985 | 16,231 | 10,415 | 15,175 | 17,841 | 8,067 |
| Net Operating Income | 1,354 | 7,751 | 8,838 | 6,564 | 9,912 | 905 |
| Profit (Loss) before Tax | (2,181) | 2,554 | 2,170 | 4,130 | 5,770 | 11,613 |
| Profit (Loss) | (2,236) | 2,566 | 1,235 | 3,846 | 4,718 | 11,575 |
| Basic Earnings Per Share (no retrospective) | (0.24) | 0.27 | 0.13 | 0.41 | 0.50 | 1.24 |


*Individual financial statements

Business Performance

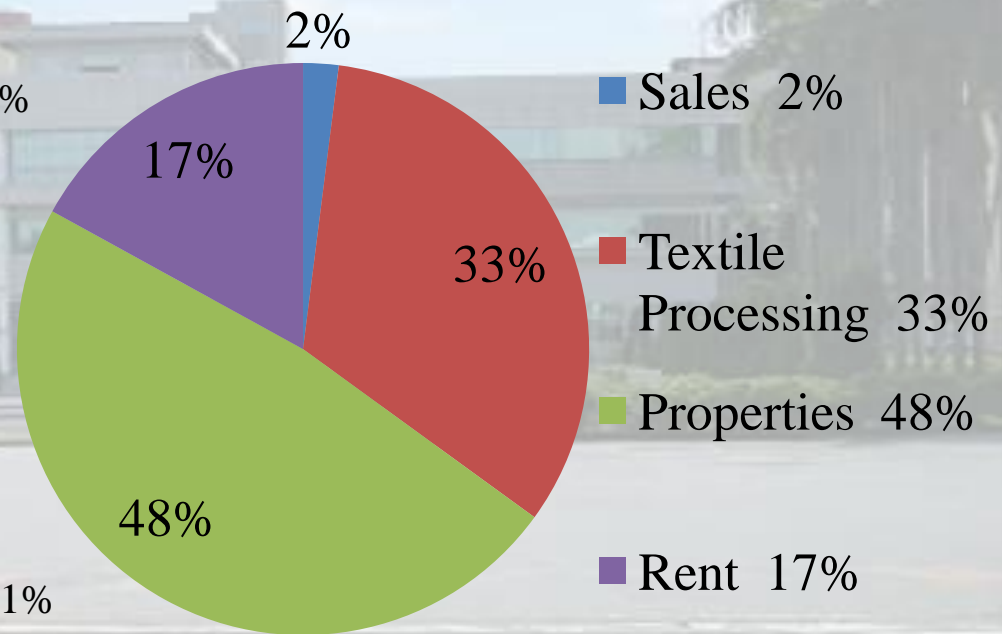
Revenue Ratio for Various Businesses in 2019



Revenue Ratio for Various Businesses in 2018



Revenue Ratio for Various Businesses in 2Q2020



Performance – Segment Information by Quarter

Unit : NT\$10 thousand

| Quarter | Item | Textile | Construction | Other | Total |
|---------|--------|---------|--------------|---------|---------|
| 2Q2020 | Sales | 4,050 | 9,351 | 0 | 13,401 |
| | Pretax | 34 | 1,199 | (2,679) | (1,446) |
| 1Q2020 | Sales | 4,339 | 6,683 | 0 | 11,022 |
| | Pretax | 269 | 1,123 | (2,127) | (735) |
| 4Q2019 | Sales | 4,123 | 43,468 | 0 | 47,591 |
| | Pretax | 492 | 4,238 | (2,159) | 2,571 |
| 3Q2019 | Sales | 5,259 | 6,913 | 0 | 12,172 |
| | Pretax | 151 | 1,570 | (2,078) | (357) |
| 2Q2019 | Sales | 4,645 | 22,801 | 0 | 27,446 |
| | Pretax | 127 | 2,662 | (2,104) | 685 |

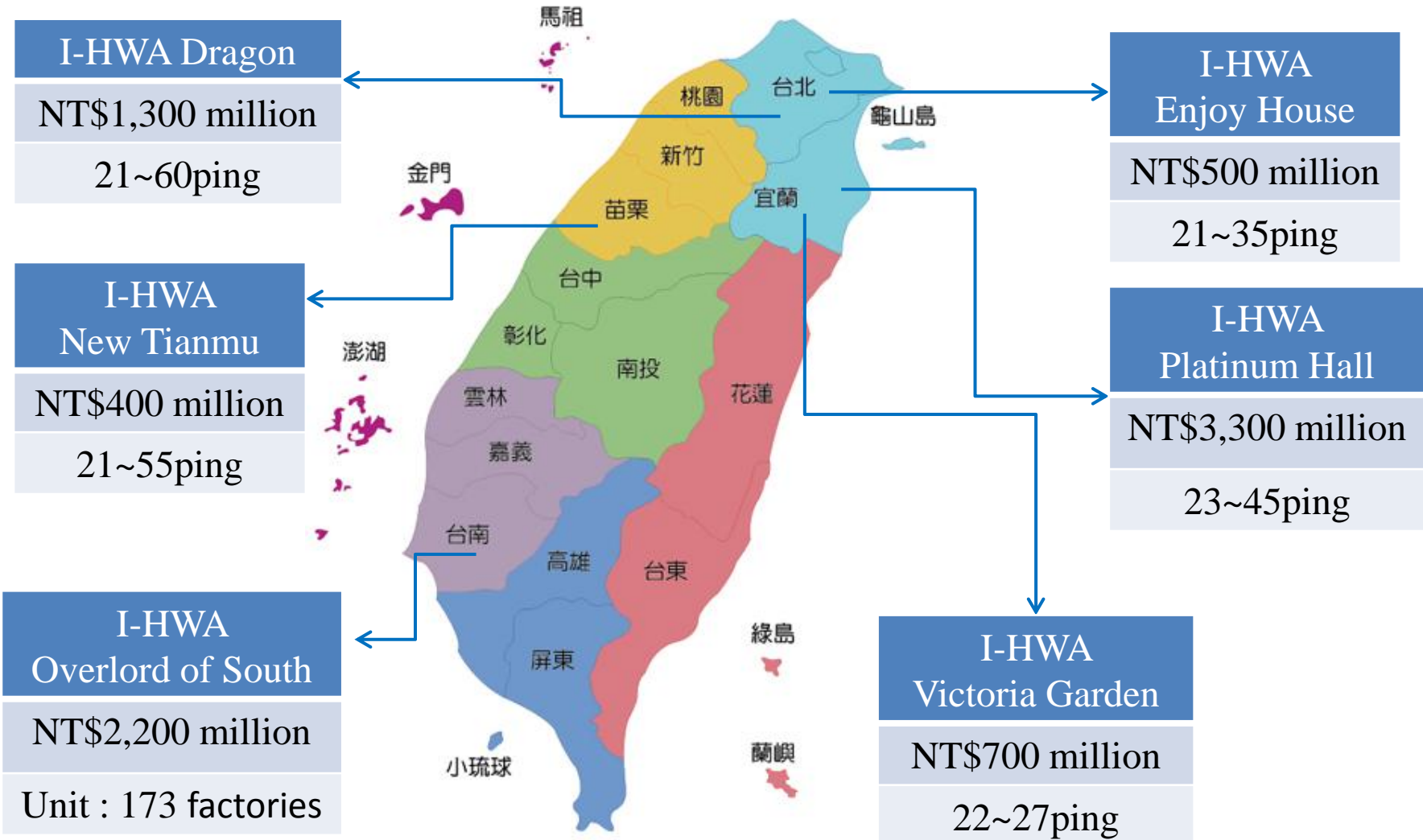
Major Investment

| Investment | Production Basement | Monthly Productivity |
|--|---|-----------------------------|
| Textile Processing Factory (include Weaving and Dyeing) | Guantian Dist., Tainan City 720, Taiwan (R.O.C.) | 300items/80K lb/50K yards |

Project Pipeline

| | Project | Location | Planned timeline |
|---|-------------------------|-----------------|------------------------------------|
| 1 | I-HWA Treasure | New Taipei City | 2013 (2018 Case closed) |
| 2 | I-HWA Dragon | New Taipei City | 2013 (Case closing) |
| 3 | I-HWA Graceful | Taichung City | 2014 (2018 Case closed) |
| 4 | I-HWA Enjoy House | Taipei City | 2016 (Case closing) |
| 5 | I-HWA Victoria Garden | Yilan County | 2016 (Oct. 2019 completed project) |
| 6 | I-HWA Platinum Hall | Yilan County | 2017 (Case selling) |
| 7 | I-HWA New Tianmu | Miaoli County | 2018 (Aug. 2020 completed project) |
| 8 | I-HWA Overlord of South | Tainan City | 2020 (Case selling) |

Project and Sale



Thank You



I-HWA Perfect Quality
Steady and pragmatic
& Very moving

美

I-HWA INDUSTRIAL CO., LTD.